











Mounting Accessories	Item Number	Notes
Elbow 1.18" W 2.09" H 1.35" L 	15647 AZT, BBR, BKT	When combined with a stem, this accessory creates a 90° angle to offer more ways to utilize our accent fixtures as a path, area or down light. Cast Aluminum or Cast Brass housing. Textured Architectural Bronze (AZT), Bronzed Brass (BBR) or Textured Black (BKT) finish. Stabilizer set screw included.
Stem Coupler .5-14 NPSM Thd. 1.5" H 	15649 AZT, BBR, BKT	Aluminum (except BBR, which is Brass) coupler. For use with .5" NPSM stems.
Surface Mounting Flange 4" D .5-14 NPSM Thd. 	15601 AZT, BBR, BKT, WHT	For 12V or 120V installations, surface flange must be used with junction box (not included). Neoprene gasket supplied to ensure water-tight seal. BBR is Bronzed Cast Brass. AZT, BKT and WHT are Cast Aluminum.
Flange Mounting Nipple 1" x .5-14 NPSM Thd. 	15602 AL	Anodized aluminum nipple. Used when attaching fixture directly to 15601 Flange and 15607 Bracket.
Surface Mounting Bracket 1.5" x 2.5" x 1" .5-14 NPSM Thd. 	15607 AZT, BBR, BKT, WHT	For use with low-voltage fixtures. Corrosion-resistant Cast Aluminum alloy with baked thermoset powder coat finish. Low voltage only. BBR is Bronzed Cast Brass.
Out of Water Bracket 2.52" W 	15777 SS For use with fixture: 15711 SS	Stainless Steel easy-mount bracket for use above ground on any surface – ideal for wood and masonry when used on decks, patios or overhangs.
Multi-Fixture Weighted Base 3.375" W 	15776 BK For use with fixture: 15711 SS	Heavy-weighted, three-pronged underwater accessory for two or three fixtures to give maximum flexibility and directional capability.
Single Fixture Weighted Base 3.375" W 	15778 BK For use with fixture: 15711 SS	Heavy-weight, one-prong underwater light accessory for standard installations. Provides advanced directional capability.
Junction Box Mounting Bracket 2.39" W 5.56" H 	15609 AZT, BKT, CBR, WHT	Corrosion-resistant Cast Aluminum alloy with baked thermoset powder coat finish. Use with 12V and 120V fixtures.
1 LED Hardscape Bracket .66" W .6" H 3" L 	15716 SS For use with fixtures: 15744 or 15734	Brackets mount to parallel surfaces and hold fixture in place. For use in hardscape installations where the masonry plate cannot be used or in non-hardscape applications where there is no or inadequate overhang surface area. Mounting hardware included.